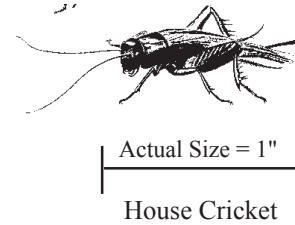

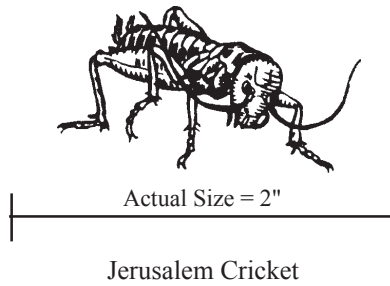


PEST CONTROL BULLETIN NO. 12

CRICKETS



GENERAL INFORMATION

The **common field cricket and house cricket** sometimes enter buildings and homes where they may chew holes into soiled fabrics or paper. These fast-moving, hopping, and chirping insects are black to brownish and up to one inch long. They are most active at night and are attracted to lights. Their migration from fields into housing tracts is a limited duration.

Crickets normally breed outdoors in uncultivated areas where they are usually only a problem during high populations or when their environment has been disturbed, such as when land is cleared for houses. They are believed to have three generations a year where they overwinter mainly as nymphs. These insects normally feed outside on live or decaying vegetable matter, but they may also feed on animal matter.

Jerusalem crickets (also called sand crickets or "potato bugs") are sometimes encountered, usually singly, about the yard or garden after the soil has been dug. These wingless insects often cause considerable alarm to one who has not seen them, but they are **not poisonous**.

Their feeding habits are similar to field crickets. They are usually found outdoors and are from about one to two inches long with spiny legs and a large shiny, tan to brownish head with strong jaws and light brown, large, distended abdomen with blackish crosswise stripes. Dogs or cats often encounter these crickets. Individual crickets may be destroyed by crushing them.

None of these crickets are known to transmit diseases to man. The field and house crickets, because of their numbers, can be a nuisance.

CONTROL METHODS

Remove as much vegetative debris as possible. Seal off cricket entryways into buildings by tightening screens,

and weather stripping doors and windows. It is well to remember that field crickets are attracted to lights at night.

* * * * *

This information is provided to help homeowners with their pest problems. Insecticides may be purchased at nurseries, hardware, farm supply, and pet stores. If additional help is needed, contact with a licensed pest control operator is suggested.

No endorsement of trade names or products is intended nor is criticism implied of similar products not mentioned.

PRECAUTIONS

1. Handle insecticides with care and follow instructions on the label.
2. Do not use around open flame or exposed foods, and always clean food preparation areas after the use of pesticides.
3. Store out of reach of children and pets, preferably in locked cabinets.
4. Never keep pesticides in anything other than the original container.
5. Never reuse the pesticide container to store any other materials.
6. Dispose of all empty containers by placing them in the trash can for removal to the local disposal area.



ORANGE COUNTY VECTOR CONTROL DISTRICT
13001 Garden Grove Boulevard, Garden Grove, CA 92843
(714) 971-2421 • (949) 654-2421
Please Visit Our Web Site www.ocvcd.org